


How to make a sealed bid



Sealed bidding allows you to place a bid on as many items as you want, however all bids are sealed so you won't know the top bid. At the end of the auction the person with top bid will win the item. Multiple versions of selected items may be available, in which case top bidders will win.

1

Browse the list of auction items on offer




2

Place your best bid on the items of your choice
(The bid must be above the minimum amount indicated in the item description)




3

Keep an eye on the bidding platforms to see how many bids are being placed on your items and increase your bids if you feel necessary



4

If you win the item, look out for a text/email with details on how to make payment



By placing your best bid first, you're putting yourself in a brilliant position to win the item.

Remember that you can bid as many times as you like!

us.inquiries@givergy.com

www.givergy.com