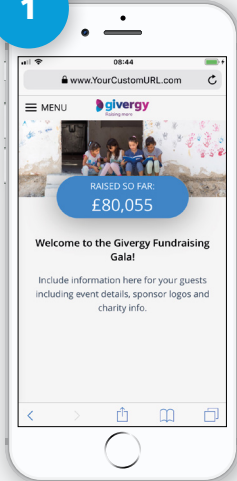


# HOW TO USE THE GIVERGY PLATFORM

## MOBILE BIDDING



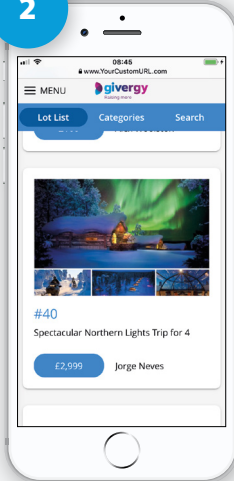
1



### View the Auction Site

Enter the auction URL into your smart phone's browser, click the link in the SMS you receive, or scan the QR Code.

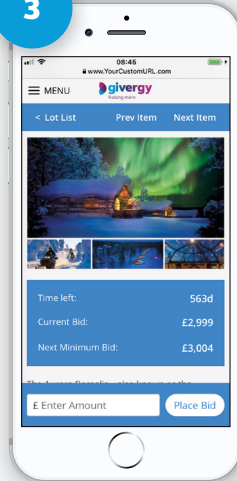
2



### Browse Items

Start by having a look through the auction items. For more info and an image of each item simply tap the auction item.

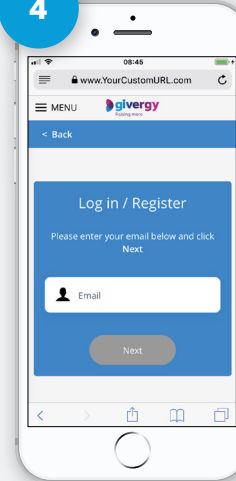
3



### Place Your Bid

Enter the amount you want to bid and then tap 'Place Bid'.

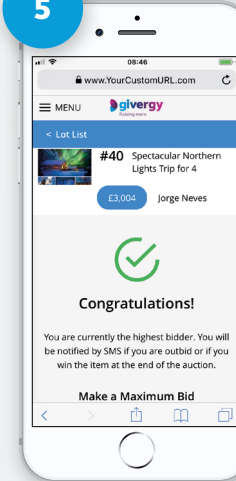
4



### Log In / Register

If your details have not yet been captured then the system will ask you to register before accepting your bid.

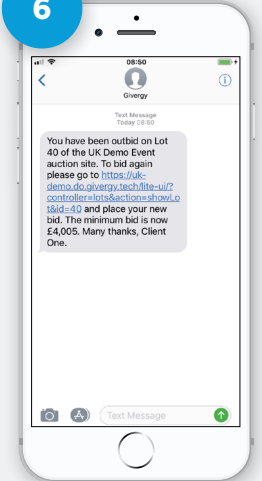
5



### Confirmation

Congrats! Your bid has been accepted.

6



### SMS Notification

If you are outbid you will receive an SMS with a quick link to bid again. Good luck!