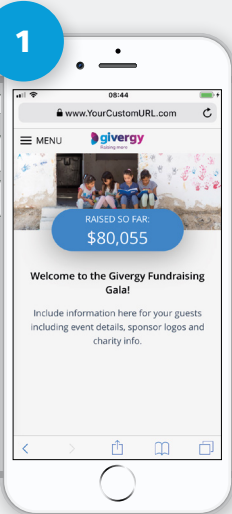


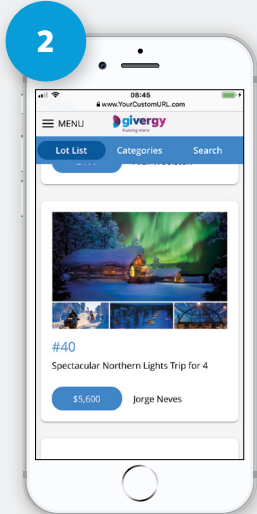
HOW TO USE THE GIVERGY PLATFORM

MOBILE BIDDING



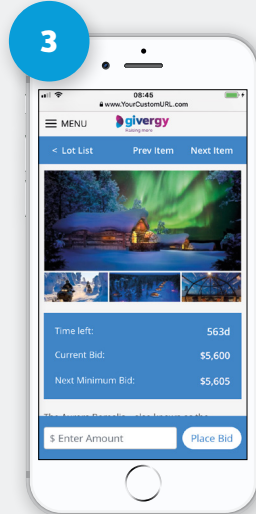
View the Auction Site

Enter the auction URL into your smart phone's browser, click the link in the SMS you receive, or scan the QR Code.



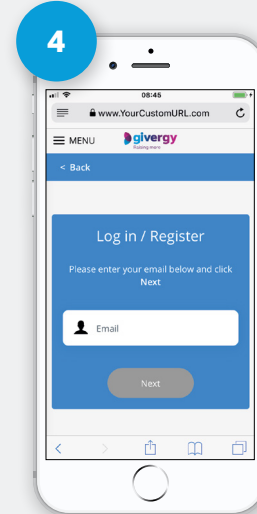
Browse Items

Start by having a look through the auction items. For more info and an image of each item simply tap the auction item.




Place Your Bid

Enter the amount you want to bid and then tap 'Place Bid'.



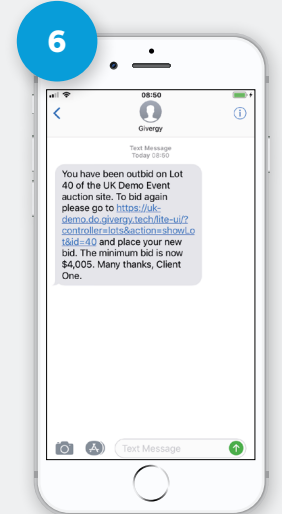
Log In / Register

If your details have not yet been captured then the system will ask you to register before accepting your bid.



Confirmation

Congrats! Your bid has been accepted.



SMS Notification

If you are outbid you will receive an SMS with a quick link to bid again. Good luck!